

S

**E
L
E
C
T
R
O
N
I
C
S**

L

**A
S
E
R**

T

**R
A
B
B
E
C
C
O
P
O
L
Y
S
T
Y
L
E**

**Audrey Kaplan-Messas, MD
Director of Glaucoma Service
Assaf Harofeh Medical Center**

A simple story...



Table of contents

OAG – Therapeutic options

Type and severity of OAG

Target IOP considerations



SLT vs. Meds

Define expectations

Summary



Surgery

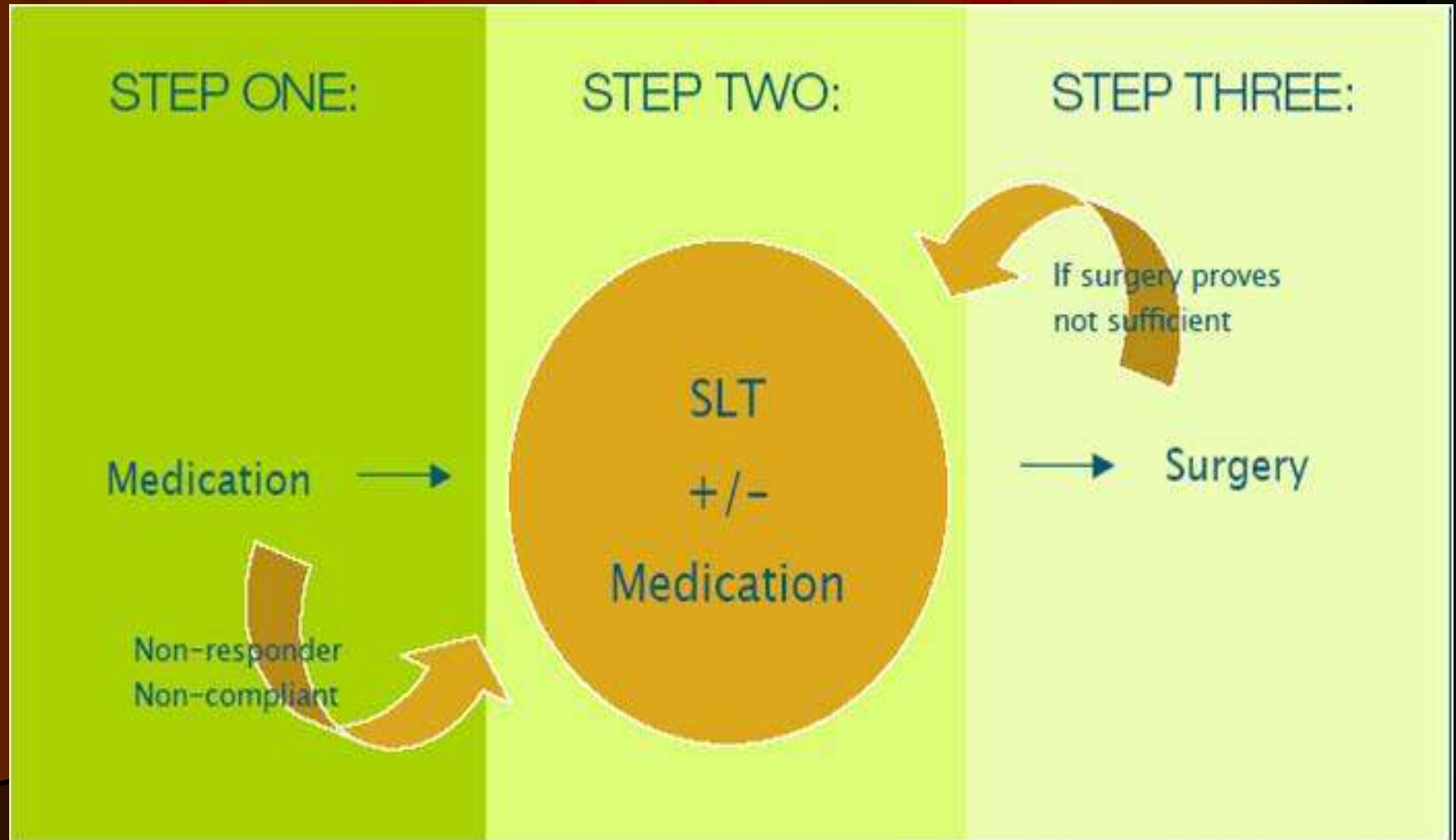


Laser Tx




Medical Tx

SLT in the glaucoma armamentarium




How Does SLT Work ?

**SLT damages
Melanin-containing
cells**



**Macrophages
remove damaged
cells**



**TM cells divide
to replace
damaged cells**



**Healthier TM
restores balanced
aqueous flow**

**About
1-6 weeks**

Table of contents

OAG – Therapeutic options

Type and severity of OAG

Target IOP considerations

SLT vs. Meds

Define expectations

Summary

Anatomical Considerations

Open Angle

POAG

PXFG

Pigmentary G

Open post CACG

According to Dx

OHT as primary Rx

**Preperimetric glaucoma
primary Rx or instead of drugs**

In early glaucoma instead of drugs

**In moderate glaucoma
As an adjunct therapy**

According to target IOP

OHT 20 - 40%

SLT as Primary Rx 25 - 40%

SLT post ALT 20 - 40%

Adjunct to MMT 18 - 40%

According to the damage /GON

Not in end stage glaucoma

Per Disc or VF

**Not when immediate reduction
is needed: 1-6 weeks**

Not responders

70% in 90° SLT post ALT on MMT

4% for 180 or 360° virgin OHT, OAG

Table of contents

OAG – Therapeutic options

Type and severity of OAG

Target IOP considerations

SLT vs. Meds

Define expectations

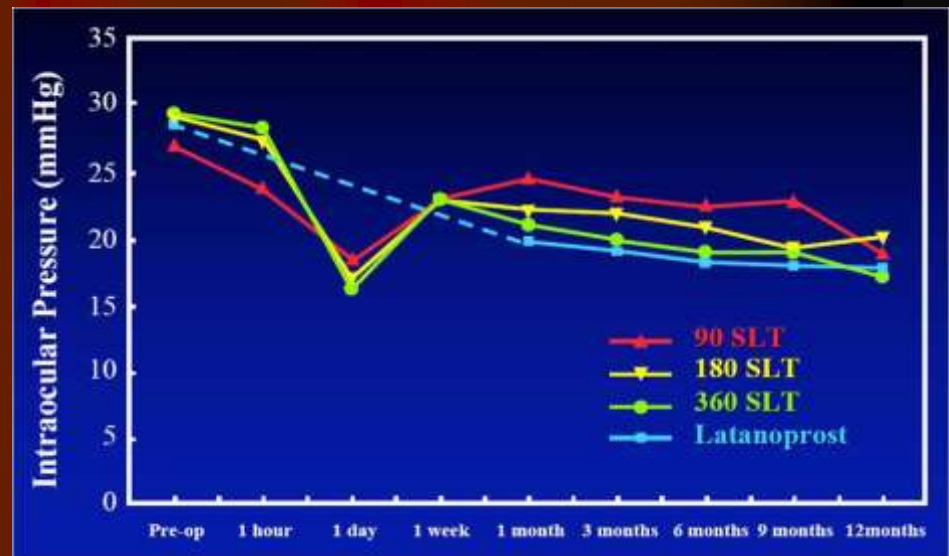
Summary

As good as drugs !!

Preliminary data of SLT vs. Meds

IOP reduction of > 30% and 7mmHg in both PGA and SLT groups

(IGS 2007, AAO 2007)



McIlraith

Medical Treatment

**Medical
Considerations**



General side effects

Ocular side effects

Tachyphylaxis

“Drops miss the eye”

**Compliance...
lower than we think**

Medical Treatment

**QOL
considerations**



“Full time job”

Stressed patients

1 bottle < a month

Bureaucracy

Cost

Movie

Individual Considerations?



Individual Considerations?



Individual Considerations?

- Movie of patients giving drops!

SLT/ Safety

Early spikes post SLT → premed

AC inflammation – transient

Transient Discomfort – 0-15%

No change in VA

No PAS formation

Table of contents

OAG – Therapeutic options

Type and severity of OAG

Target IOP considerations

SLT vs. Meds

Define expectations

Summary

Define expectations

SLT won't improve vision!

SLT won't restore VF !

SLT may reduce or cancel meds

Active life immediately after SLT

SLT will reduce IOP by up to 40%

Selective Laser Trabeculoplasty

Solves noncompliance issues

Reduce side effects

Comfortable procedure!

Proven efficacy

Flattening diurnal curve

Who are the candidates ?

OHT, POAG, PXF, Pigmentary

Willing to reduce or avoid drugs!

Poor compliance to drug Tx

Intolerance/unresponsiveness

Failed ALT

Conclusions

**SLT is a safe and
effective alternative
to ALT for primary or
supplemental treatment
of IOP**

Thank You